



expandakabin

The totally man portable, modular office system

The all NEW improved Expandakabin now features:

- Robust construction with stronger wall panels
- Outstanding value for money



Expandakabin - The flexible workspace building... that can go anywhere.

The Expandakabin range of flat pack office buildings is ideal for a wide range of applications and thanks to their unique design...can be used almost anywhere. The robust construction techniques provide strength and durability but each component is still light enough to be man portable meaning access to sites via narrow passageways and alleys is possible – they can even be carried up to elevated areas or used underground!

- **Man-portable:** No lifting gear or cranes required
- **Demountable:** Dismantles into flat pack form quickly
- **Flexible:** Available in a range of sizes with accessories to suit your individual needs
- **Comfortable:** Fully insulated, light and spacious
- **Complete:** Everything required for assembly is in the kit. No additional fixings needed
- **Versatile:** Expandakabin can be used anywhere you can carry them!
- **Secure:** New improved double locking system is standard
- **Simple:** No specialist tools are required for assembly, just a socket set
- **Quick:** Ready for use in less than an hour
- **Modular:** Expandakabins can be linked to create larger office areas

Once on site, assembly is a simple process – no specialised tools are needed and no need for any training. The units are simply carried into position, assembled and ready for use in under an hour. The assembled units can be easily moved across the site by crane / forklift or demounted back into its neat flat-pack form for storage purposes or relocation. Lifting kit available as an additional item.

Building checklist

Expandakabin™

Standard cabin

Flat-packed

Man-portable

Flexible

Insulated

Simple assembly

Modular



arrives flat-packed



man-portable



simple to assemble



ready for use



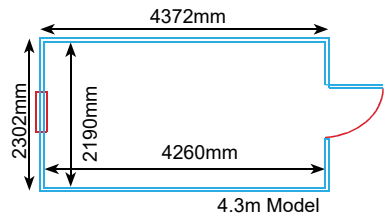
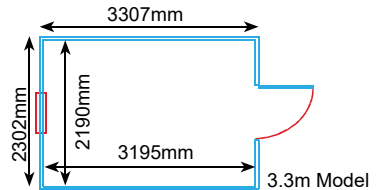
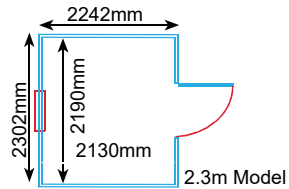
- Length: 2.2m or 3.3m or 4.3m
- Width: 2383mm including gutter
- All flat packed units are 570mm high
- All assembled units are 2350mm high



External green
RAL6005



Internal white
RAL9002



construct. Expandakabin is available in 3 sizes and a range of accessories are available to add to its functionality.

External dimensions (excluding gutter)

2242mm (L) x 2383mm (W). Weight: 650kg
 3307mm (L) x 2383mm (W). Weight: 838kg
 4372mm (L) x 2383mm (W). Weight: 920kg

Technical information

General

Expandakabin is a insulated closed volume demountable accommodation container. Assembly of the kabin is simple, using nuts and bolts supplied. Its robust and strong construction is matched by its light weight making it easily man portable and easy to

Construction components

The main construction elements of the man-portable building are as follows:

- Chassis with frame
- Side wall panels
- Roof panel
- Door panel
- Window panel
- Fastening elements

Walls

- Vacuum bonded sandwich panels. Insulation – 50mm polystyrene.
- Outer surface – 0.60mm galvanized steel electrostatic powder coated in RAL 6005 (Moss Green).
- Inner surface – 0.60mm galvanized steel electrostatic powder coated in RAL 9002 (Off-White).

Roof

Exterior covering – 0.60mm powder coated box profile galvanized steel with two gutters for effective rainwater disposal to all four corners.

- Interior – vacuum bonded sandwich panels. Insulation – 50mm polystyrene.
- Inner surface – 0.60mm galvanized steel powder coated in RAL 9002 (Off-White).
- Snow loading – 100kg/m² evenly distributed.

Chassis / frame

Box profile, hot dipped galvanized steel Corner columns – 1.5mm cold formed DKP steel.

All surfaces are powder coated in RAL 6005 (Moss Green).

Floor Construction – 18mm OSB board covered with 2mm PVC linoleum (flash point B1 difficult

to burn, smoke density Q1). Floor section has no insulation. Floor loading – 250kg/m² evenly distributed.

Door

- Frame – cold formed powder coated galvanized steel sheet min 1.25mm.
- Outer Door – both surfaces powder coated (External – Moss Green, internal – Off-White) galvanized flat steel sheet.
- 0.60mm thick, complete with door handle and replaceable euro cylinder lock.

Window

- Frames – cold formed powder coated galvanized steel sheet 1.25mm thick.
- Window – uPVC double glazed window frame with vacuum sealed unit. (4+9+4).
- Size – 805mm x 1135mm.
- Type – vertically inward opening mechanism with single handle.

Electrical equipment

No electrical wiring and equipment fitted.

The unit is designed to have a surface mounted electrical installation.

- Optional electrical kit pack available.

Additional information

Doors and windows can be fitted anywhere in the man-portable building.

Note: Due to our continuous product development programme, we reserve the right to change the specifications without prior notice.

Expandakabin is not designed to comply with Building Regulations approval.

	2.3m unit	3.3m unit	4.3m unit
Chassis (complete)	168kg	240kg	312kg
Chassis (per section)	66kg	66kg	66kg
Blank wall panel	27kg	27kg	27kg
Window panel	52kg	52kg	52kg
Door panel	65kg	65kg	65kg
Inner blank roof panel	27kg	27kg	27kg
Outer roof panel	55kg	74kg	93kg

Expandakabin

Providing extra office space... when and where you need it...



Additional accessories available

- Door closer
- Window grill
- Door panel
- Wall panel
- Full height double glazed window
- Full height double glazed door panel



• Expandakabin electrical pack

Add power and lighting to your Expandakabin with the comprehensive Electric pack which includes:

- Consumer unit
- External CEE plug & socket
- 1 x light switch
- 1 x light fitting
- 1 x fused switch
- 10m x 1.5mm cable
- 10m x 2.5mm cable
- 3m x 16mm & 3m x 25mm self adhesive trunking
- 1 x 2 kW convector heater

expandarange

Other great storage and accommodation solutions include:



Expandachem- Flat-packed storage unit for the safe storage of chemicals and lubricants



Expandacom- Flat-packed office/accommodation unit



Expandastore- Flat-packed storage unit



Bikestore- Flat-packed secure storage unit for cycles, motorcycles and tools



Gardenstore- Flat-packed secure storage unit for all your garden equipment



Expandakiosk- The UK's market leading insulated, man portable kiosk

The Expandarange of flat-packed buildings is available from:

TP Structures Ltd

01743 818 366

sales@tpstructures.co.uk

www.tpstructures.co.uk